




**Sky**  
Elevator  
www.sky-elevator.com

**NEW**



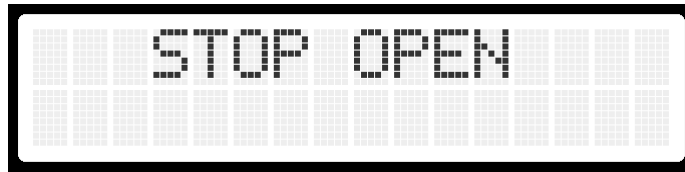
# Sky 301-V5

## MAIN CONTROL BOARD

### Troubleshooting

V - 5.01


1



Troubleshooting:

- 1- Please check to the 14. SAFETY VOLT parameter if correct.
  - 2- Please check to the safety voltage between 120 and 11A lines.
- 

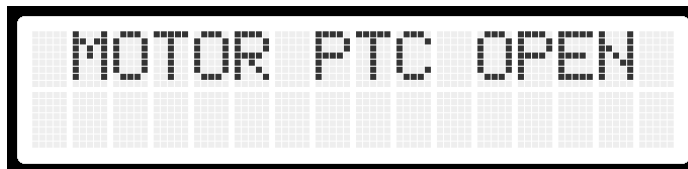
2



Troubleshooting:

- 1- Please check to the KG signal connection .
  - 2- You should seed 24V in KG signal when all conductors are fine.
- 


3



Troubleshooting:

- 1- Please check to the T2 signal connection .
  - 2- If signal already have 24V in the T2 input you should change the input from the 32.AUX INPUT parameter .
- 


4



Troubleshooting:

- 1- SL1 and SL2 inputs cables .
  - 2- The 5.SHAFT COM. TYPE parameter must be seted to PAR. DATA in Parallel lift systems.
- 


5



Troubleshooting:

- 1- R PHASE MISS / S PHASE MISS / T PHASE MISS , Please check to the missed phase voltage.
-


## 6



Troubleshooting:

- 1- Please replace the R and S wires .
- 


## 7



Troubleshooting:

- 1- The elevator is overloaded , Overload signal is 804 .
- 


## 8



Troubleshooting:

- 1- The elevator must be maintained.
  - 2- Talk to the maintenance company. If you do not receive an answer, please contact us via email or phone Our E-mail is: [sky@sky-elevator.com](mailto:sky@sky-elevator.com) Tel: +359 89 588 41 58.
- 

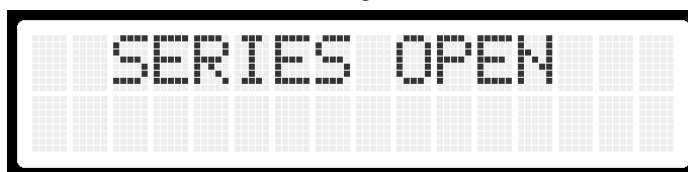
## 9



Troubleshooting:

- 1- Goto To The 38.ERROR LOG Parameter .
  - 2- Press ENT.
  - 3- Press ESC to exit from the ERROR LOG parameter.
  - 4- You should see ERROR CLEAR on display then press ENT
  - 5- Restart the card.
  - 6- Talk to the maintenance company. If you do not receive an answer, please contact us via email or phone Our E-mail is: [sky@sky-elevator.com](mailto:sky@sky-elevator.com) Tel: +359 89 588 41 58.
- 

## 10



Troubleshooting:

- 1- Please check to the 120 and 130 safety input voltage.





# Sky Elevator®

Manufacturing Spare Parts For Elevators



DIN EN ISO  
9001:2015



## GLOBAL BRAND



**YOU'RE SAFE WITH US**

**CHOOSE THE QUALITY ALWAYS RISING**

[www.sky-elevator.com](http://www.sky-elevator.com)